

HIV in Connecticut


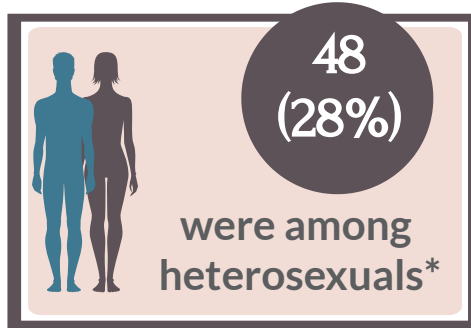
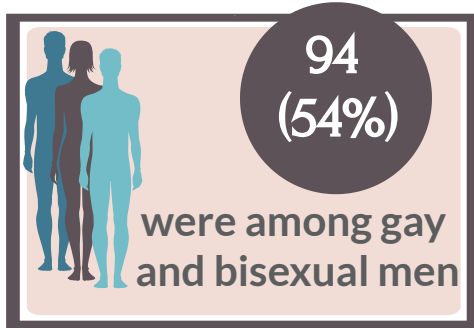
Data reported through 2021



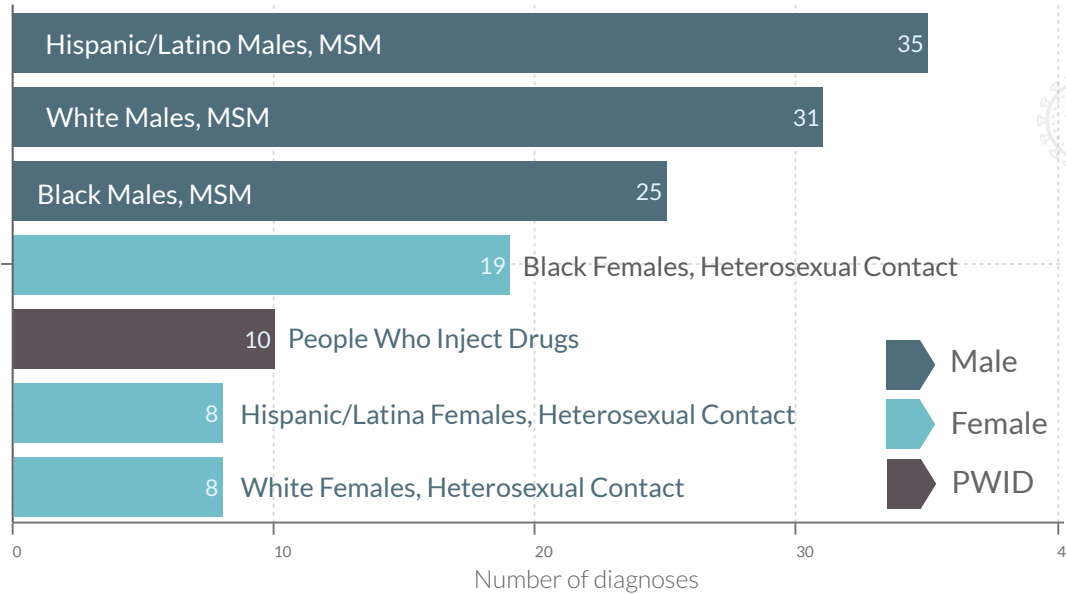
In 2020, 174 new HIV infections were reported to DPH.

January 2022

Of the 174 newly identified HIV diagnoses in 2020:



2020 HIV Diagnoses in Connecticut, Most Affected Subpopulations



REPORTED TOTALS 1981 - 2020



22,147

ALL HIV-INFECTED PEOPLE LIVING OR DECEASED

8,741

PEOPLE WHO INJECT DRUGS

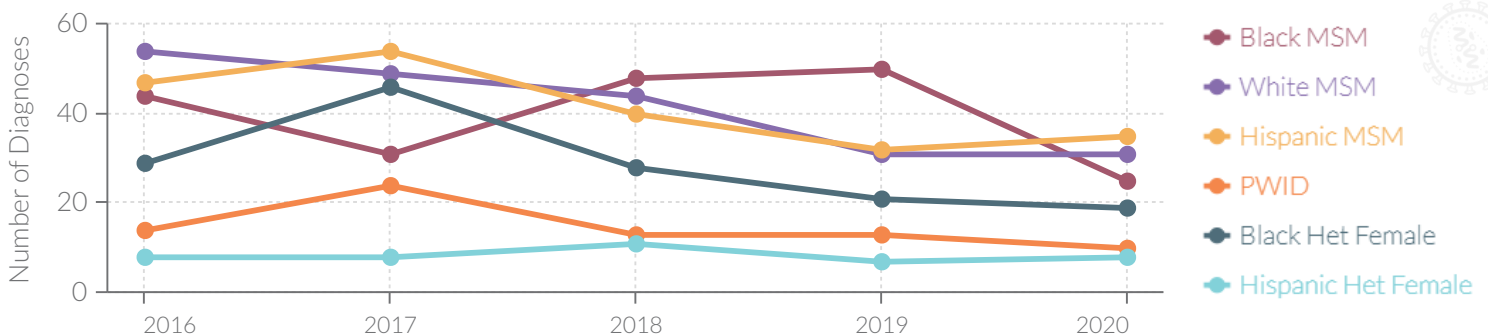
5,959

GAY OR BISEXUAL MEN

5,010

HETEROSEXUAL

5-Year Trends in Subpopulations, 2016-2020:



* Heterosexual transmission categories include presumed heterosexual risk

** PWID: People who inject drugs

Black/African Americans account for **12%** of the CT population and **33%** of new HIV diagnoses

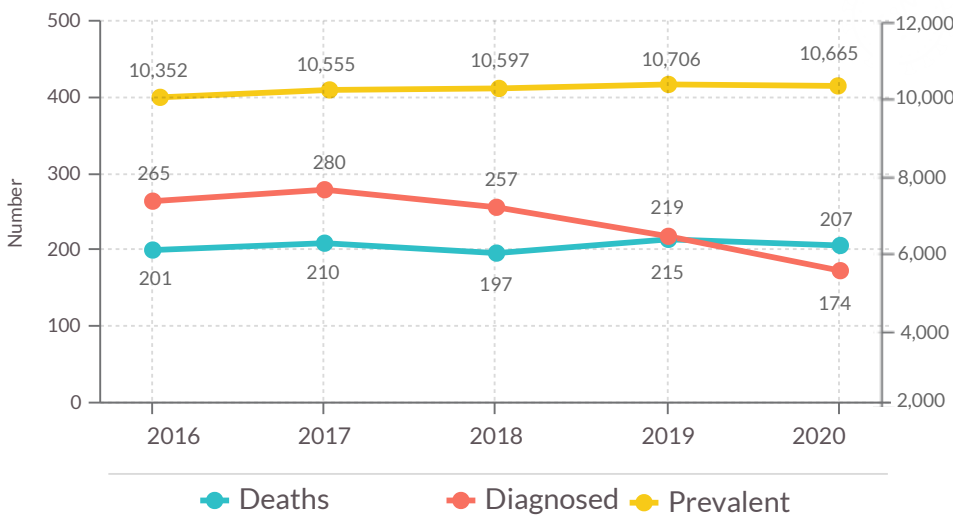
Hispanic/Latinx account for **17%** of the CT population and **35%** of new HIV diagnoses



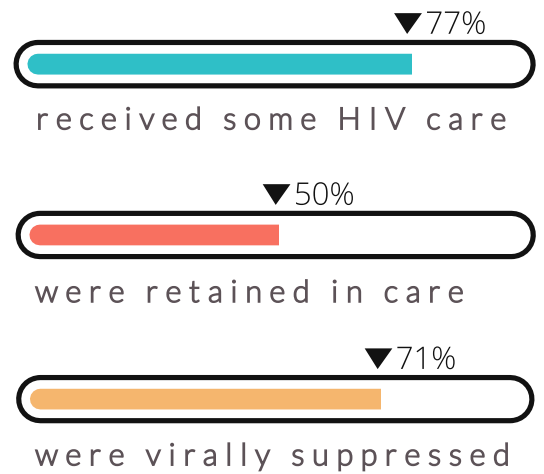
10,665

People in CT are **LIVING WITH HIV**

5-Year Trends in New Diagnoses, Prevalence and Deaths, 2016-2020:



FOR PEOPLE LIVING WITH HIV...



People diagnosed with HIV in CT who died in 2020

207
(preliminary data)

Please note...

COVID-19 Impact

The HIV Surveillance Program has maintained usual operations and activities since the start of the pandemic. With implementation of "Stay Safe-Stay Home," tele-health, and home testing, there was a reduction in HIV-related laboratory reporting.

2020 HIV Surveillance Data

It is recommended that 2020 data be interpreted with caution. New HIV cases may be under-reported. People with HIV who are identified as "not-in-care," may have had a tele-health visit that would not reflect in HIV surveillance data.



For more HIV surveillance data visit: www.ct.gov/dph/hivsurveillance